

A Globally Significant *Australian* Graphite Project

Annual General
Meeting Presentation



Adelaide, South Australia
29 November 2018

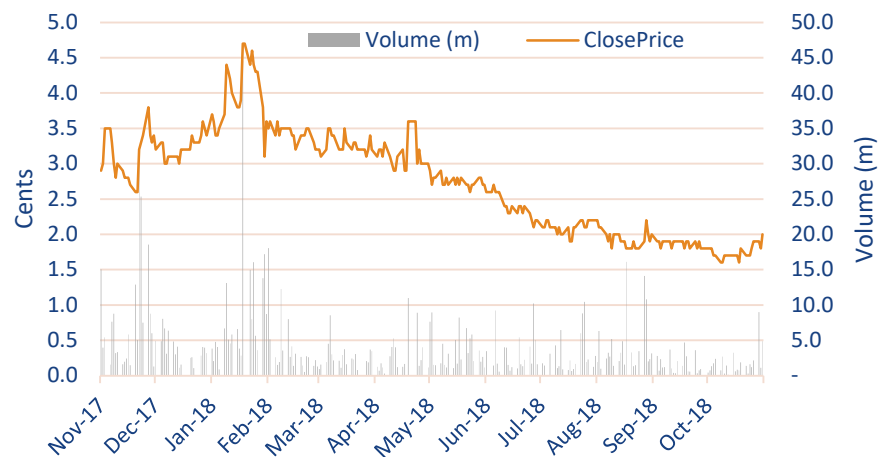


Corporate Overview

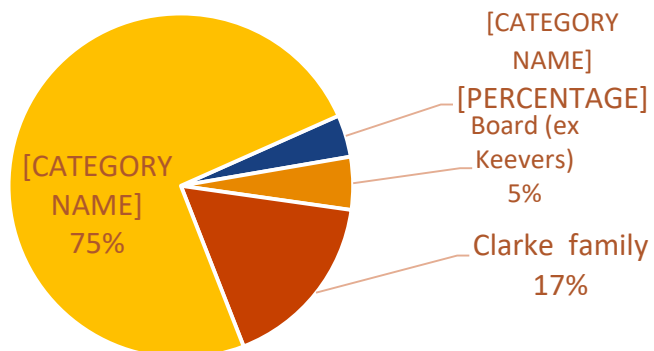
Capital Structure

Shares on issue	1,153m
Performance rights	18m
Listed options	114.76m
Unlisted options	15m
Share price (28 Nov 18)	\$0.019
Market Cap (at \$0.019/sh)*	\$21.9m
Cash (30 Sep 2018)	\$6.6m
Debt (30 Sep 2018)	Nil
EV	\$16.4m

Share Chart



Shareholder Breakdown



Board

Non-Executive Chairman	Richard Keevers
Managing Director	David Christensen
Executive Director	Geoffrey McConachy
Non Executive Director	Stephen Bizzell

Fiscal 2018 Highlights

Siviour Developmental Options Study

Low CAPEX start-up option

Siviour Pre-Feasibility Study

Exceptional potential as a world-class graphite development

Siviour Ore Reserve

Among the largest in the world

Spherical Graphite Scoping Study

Opportunity for further value uplift through downstream operation

Permitting and Approvals

Mining lease application lodged

Offtake

First offtake agreement for Siviour graphite concentrates



Siviour Graphite Project

One of world's largest high-grade flake graphite deposits.

- Mineral Resource: 80.6 Mt at 7.9% TGC for 6.4 Mt of contained graphite.
- Ore Reserve: 45.2 Mt at 7.9% TGC for 3.6 Mt of contained graphite.



Siviour Project Summary

World-Class Project Credentials

- One of the world's largest graphite resources
- Flat-lying orientation underpins lowest quartile cost of production -- OPEX of US\$335/t*
- Proximity to established infrastructure permits low start-up capital cost -- US\$29 million**

High Quality Graphite Product

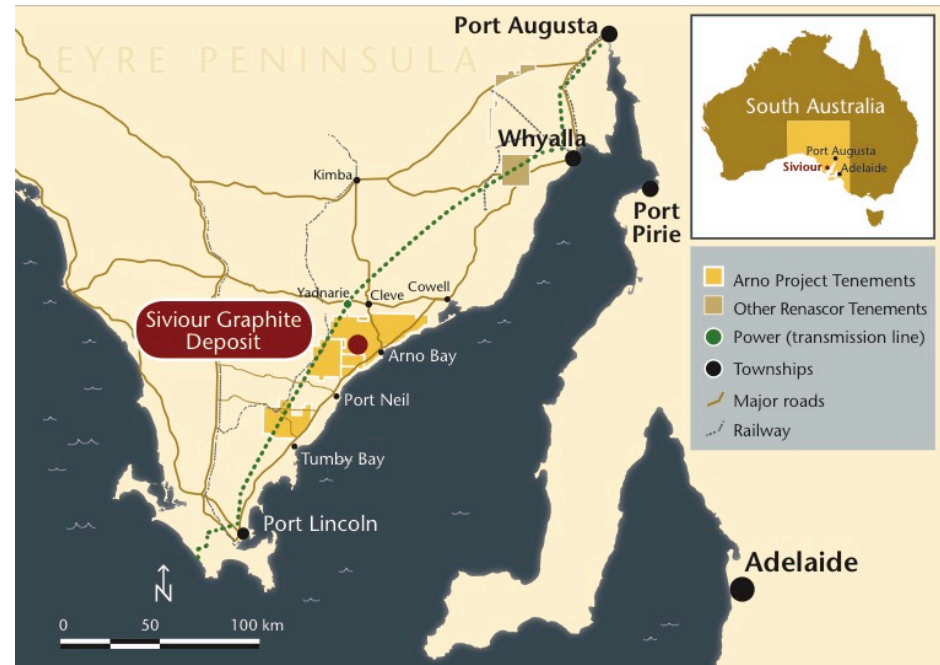
Favourable flake size distribution and easily upgradable to high purity for lithium-ion battery and other high growth markets.

The Best Location

- Located in Australia, one of the world's most stable jurisdictions.
- 7km from highway – simple transport to established port

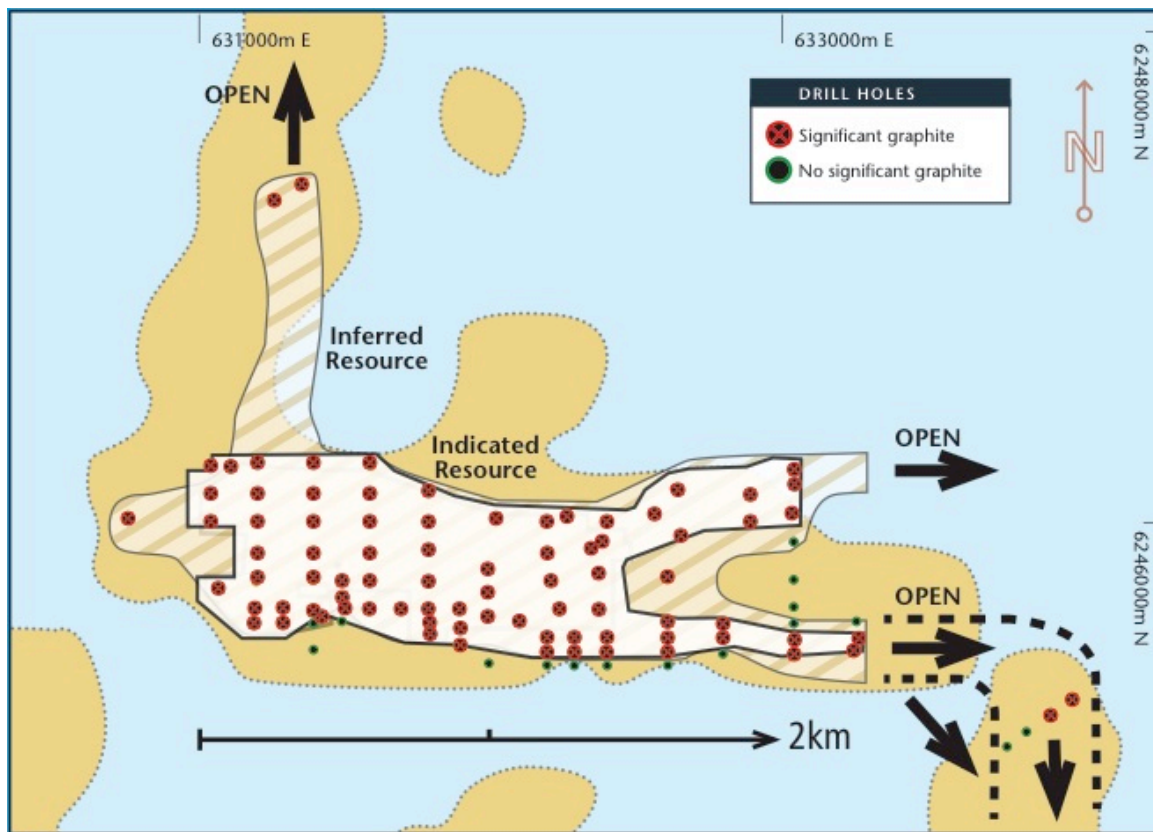
* OPEX at full production

** CAPEX for start-up small-scale operation



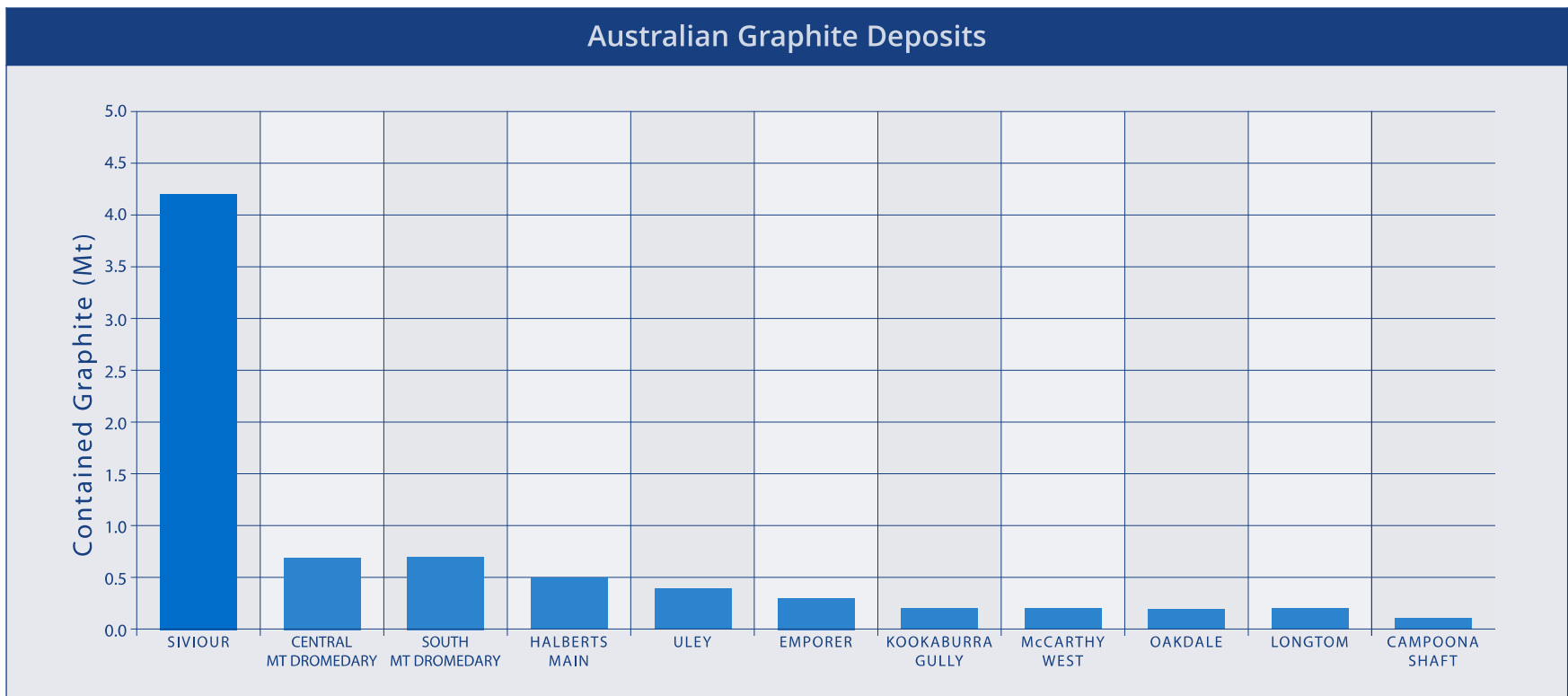
Siviour Resource

Siviour is one massive ore body, offering consistent supply of high-quality graphite.



Australian Graphite Resources

The scale of the Siviour graphite resource is unique in Australia



Company reports showing Measured and Indicated Resources of selected Australian graphite deposits

Development Summary

Sivour can be developed sooner by a two-staged development

- Low capital, fast-start potential
- Staged approach allows Renascor to target initial off-take agreements while providing bulk samples of Sivour graphite
- Provides cash flow and establishes Renascor as a high quality graphite producer



STAGE 1 – 2020
22,800 TONNES CONCENTRATE
CAPEX : US\$29M
OPEX \$577 PER TONNE
INITIAL OFF-TAKES AND BULK SAMPLES



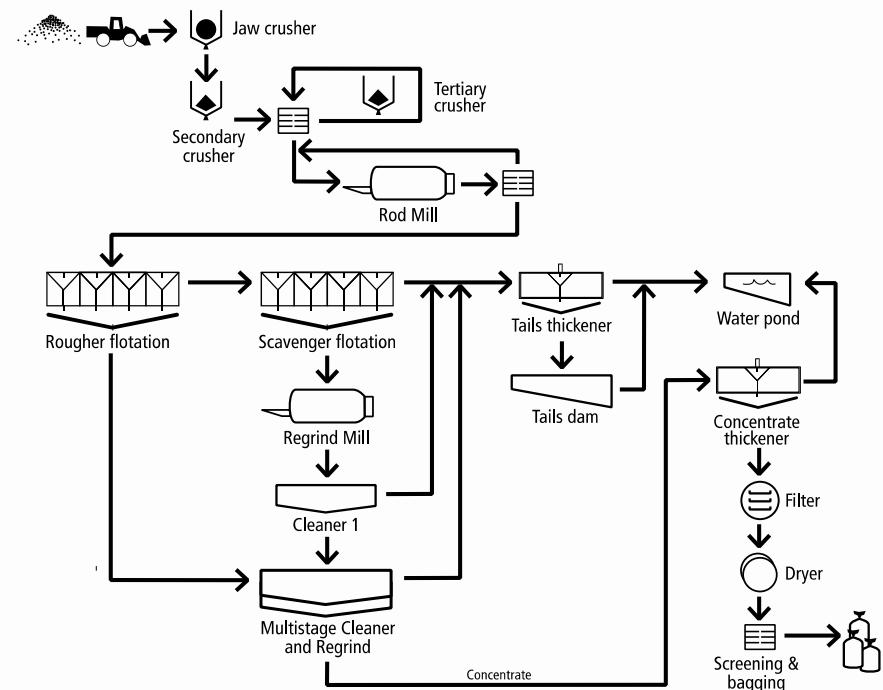
STAGE 2 - 2023
156,000 TONNES CONCENTRATE
CAPEX ESTUS \$91M
OPEX \$335 PER TONNE
FULL DEVELOPMENT



Metallurgy

Metallurgical testing has established ability to produce high quality graphite products at low OPEX using conventional (non-chemical, non-thermal) flowsheet.

Flake Category	Particle Size		Percentage	Annual Production
	Microns (µm)	Mesh		
Jumbo	>300	+48	6%	8,520t
Large	180 to 300	-48 to +80	20%	28,400t
Medium	150 to 180	-80 to +100	10%	14,200t
Small	75 to 150	-100 to +200	43%	61,060t
Fine	<75	-200	21%	29,820t



Spherical Graphite



Independent tests confirm Siviour concentrates can be processed into up to 99.99% spherical graphite suitable for use in Lithium-ion battery anodes.

Parameter	Test 1	Test 2
Fixed Carbon	99.97%	99.99%
Ash content	0.03%	0.02%
D10 Size Fraction (-10% finer than this size)	9.8 μm	11.3 μm
D50 Size Fraction (-50% finer than this size)	16.3 μm	18.4 μm
D90 Size Fraction (-90% finer than this size)	27.5 μm	29.7 μm
Ratio D10 to D90 sizes	2.8	2.8
Tap Density (measure of density of spherical graphite powder settled in test cylinder)	0.93 g/cm ³	0.95 g/cm ³

Further test work to optimise product offering (size and purity) on-going

Expandable Graphite



Independent tests confirm Siviour concentrates are suitable for expandable graphite in excess of the typical industry expansion coefficient requirements.

Expansion Coefficient for Siviour Graphite Concentrations			
Parameter	Siviour Samples		Industry Standard
	+50 mesh (>300 µm)	+80 mesh (>180 µm)	
Expansion Coefficient (ml/g)	320	275	230
<p>Both samples were tested for expansion using sulfuric acid based interaction agents and by heating to 1,000°C.</p> <p>Both samples of Siviour graphite concentrates expanded at rates in excess of the typical industry standard for high-quality expandable graphite created from Chinese flake graphite concentrates</p>			

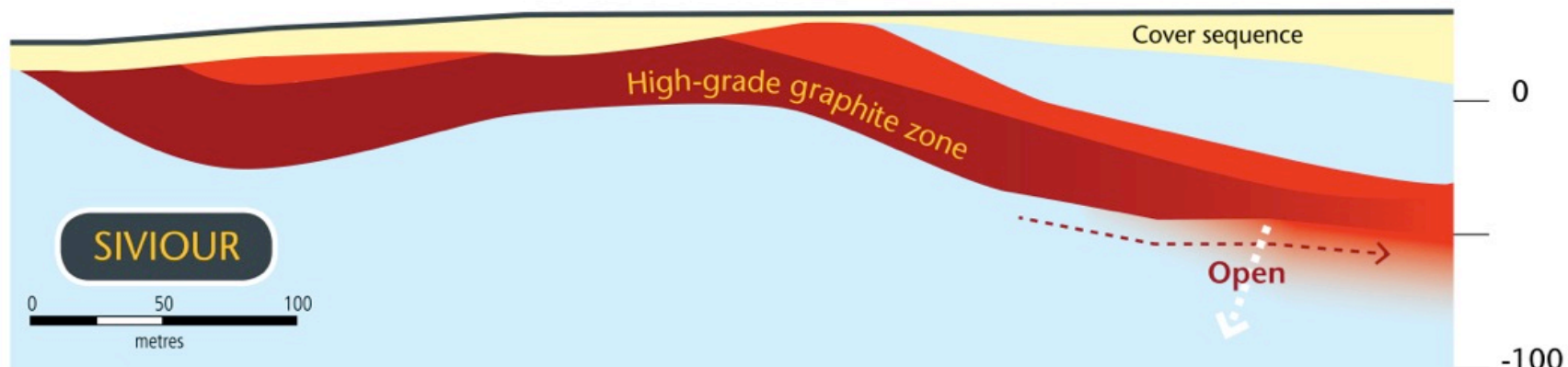
Expandable graphite is created by heating graphite to a temperature that causes exfoliation (expansion) of individual flakes of graphite.

Expandable graphite is increasingly sought-after for several applications including flame retardant building materials and textiles.

Graphite concentrates that expand at high rates selling at a significant premium to typical graphite concentrates.

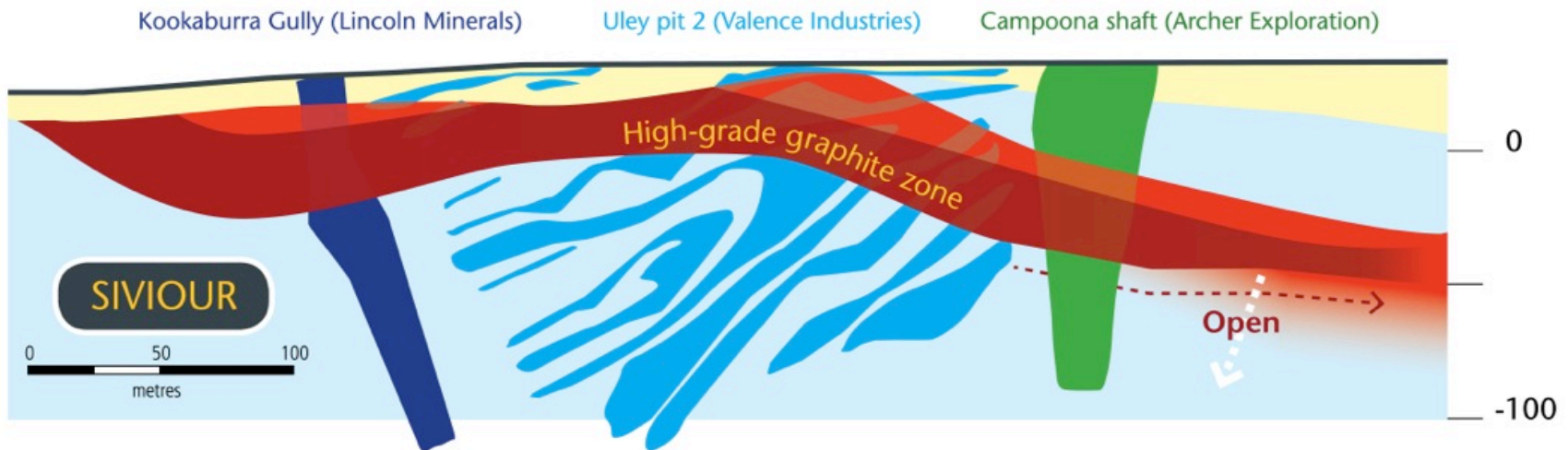
Near-surface, Flat-lying Ore Body

Sivour's low OPEX is due in large part to shallow, horizontal orientation of a single massive ore body that offers comparatively low mining costs



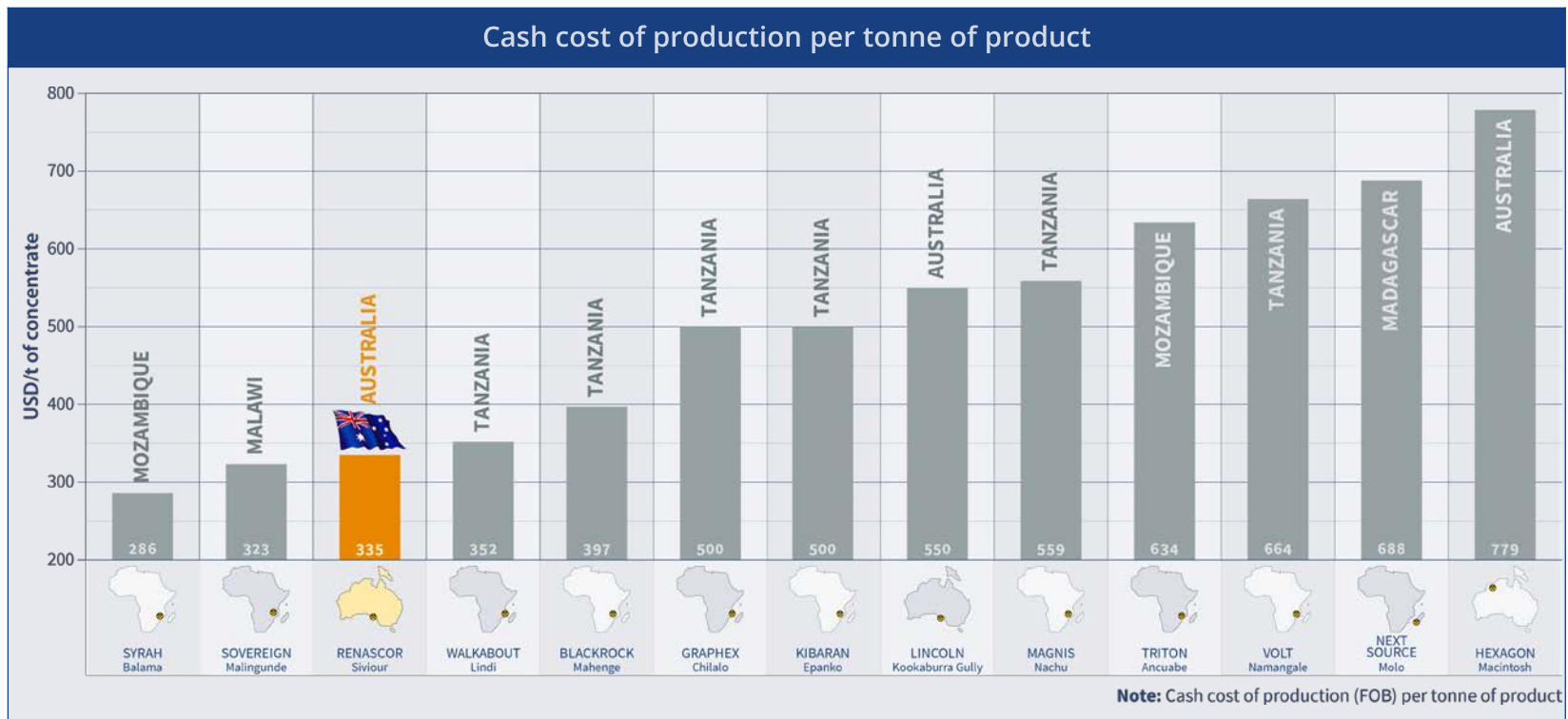
Near-surface, Flat-lying Ore Body

Siviour's low OPEX is due in large part to shallow, horizontal orientation of a single massive ore body that offers comparatively low mining costs



Low Cost with Safe Supply

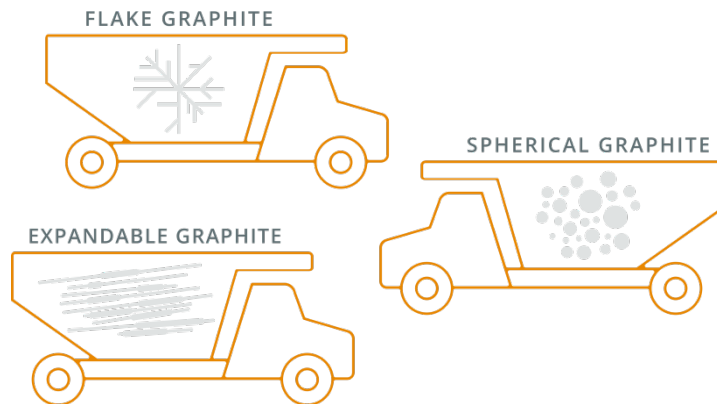
Lowest quartile operating costs globally in mining friendly Australia.



Company reports showing projected cost of production from feasibility studies

Mine to Market

- Simple, safe and reliable transport from our Australian graphite resource.
- Road transport from Arno Bay to Port Adelaide.
- Initial mining planned for Q4, 2019, with production in Q1 2020.
- Possibility to further process in-country and value add to spherical grade and/or expandable graphite.



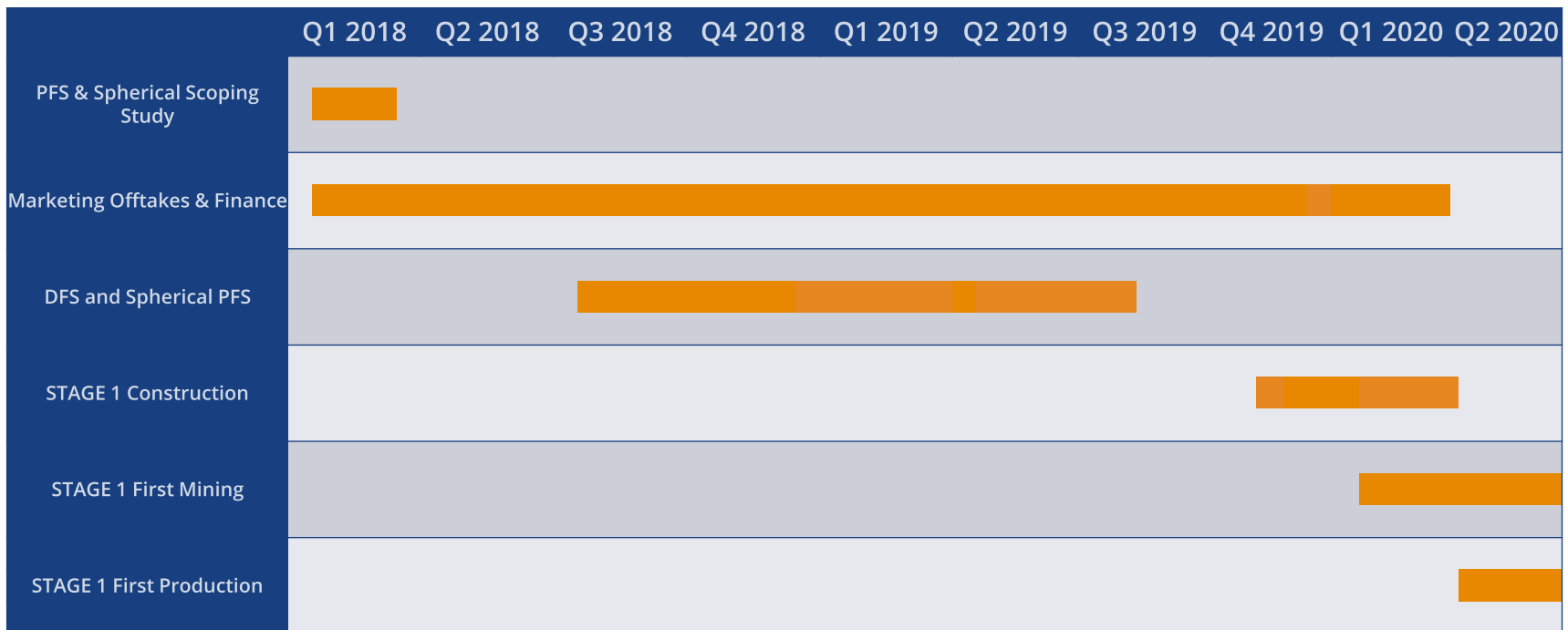
Strategic Engineering Partnership with Royal IHC

- Landmark agreement with international ECP contractor, Royal IHC to accelerate development of Siviour
- \$1 million committed by Royal IHC to undertake early project works, including metallurgical test work and detailed engineering and design work
- Royal IHC will collaborate with Australian engineering firm, Wave International to assist in completion of the Siviour DFS
- Royal IHC to assist Renascor with obtaining project finance to fund development
- Intention for Royal IHC to become IPC contractor for development of Siviour



Sivour Timelines

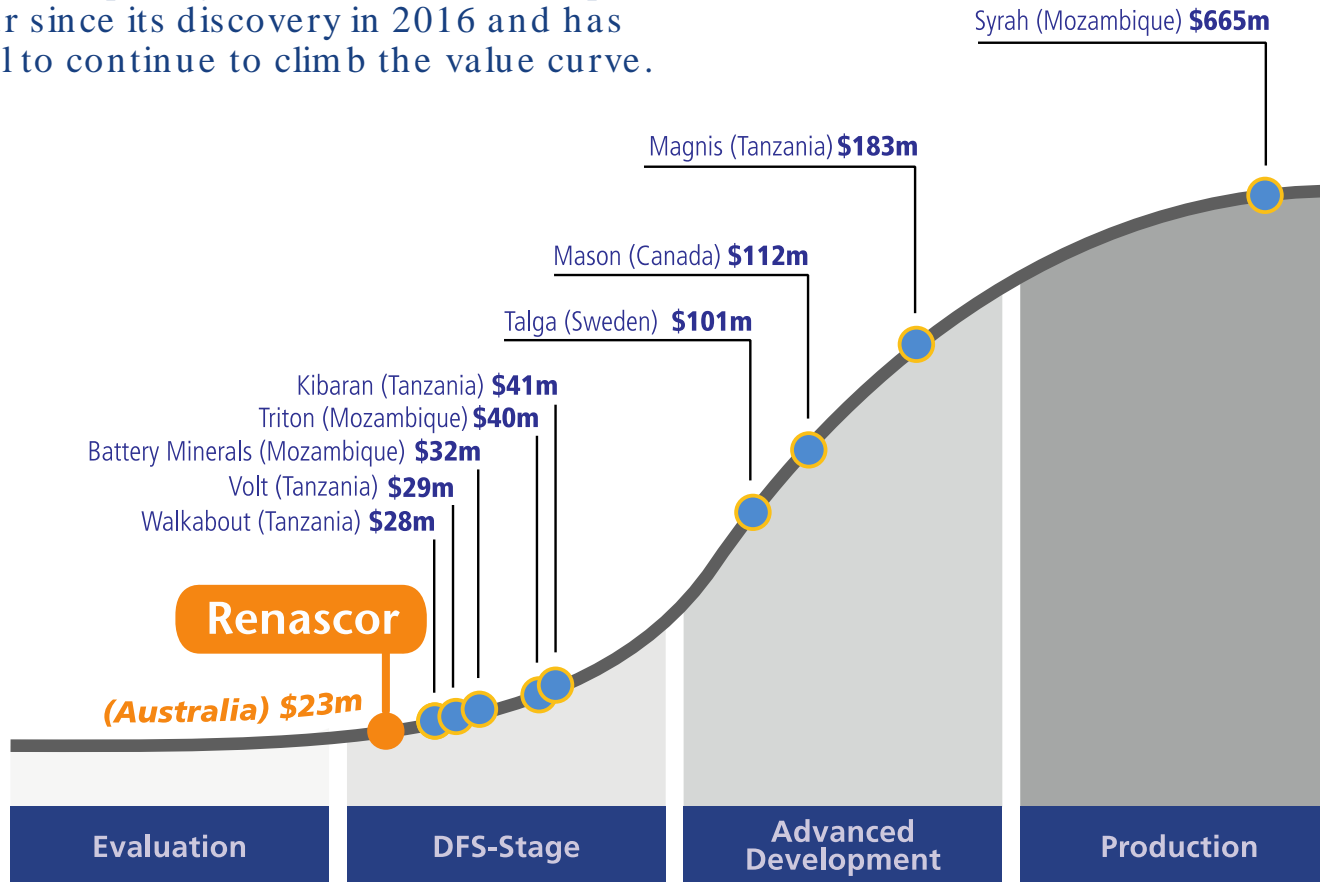
- Definitive Feasibility Study (DFS) and Spherical PFS underway.
- Mine lease expected by Q1 2019.
- Mine Construction (pending financing) planned as early as Q4 2019.
- First mining planned for as early as Q4 2019, with first production in 2020.





Re-rating Potential

Renascor has quickly advanced the development of Siviour since its discovery in 2016 and has potential to continue to climb the value curve.



Market capitalisations as of 8 November

Near-term Value Drivers

Strong upcoming news flow expected to include:

- ***Offtake.*** With completion of PFS and dispatch of customer samples, potential for additional offtake developments in 2018.
- ***Project improvements.*** Upcoming metallurgical and technological programs and reserve-definition drilling offer potential to improve PFS project economics.
- ***Spherical graphite.*** Completion of Spherical PFS (expected this quarter) offers potential for improved project economics and more direct involvement in lithium-ion battery supply chain.
- ***Project finance and DFS.*** As the Siviour DFS advances towards completion (expected in Q1 2019), focus will turn to project finance for stage one construction.

Summary

Siviour is a new discovery of a world-class graphite deposit

- One massive ore body offers consistent high-quality supply
- Globally competitive: Low OPEX and CAPEX
- Fully-funded to Decision to Mine
- Mining-friendly Australia



Forward Looking Statements

This Presentation may include statements that could be deemed "forward-looking" statements. Although Renascor Resources Limited (the "Company") believes the expectations expressed in such forward-looking statements are based on reasonable assumptions, such statements are not guarantees of future performance and actual results or developments may differ materially from those expected in the forward-looking statements or may not take place at all.

No Offer to Sell or Invitation to Buy

This Presentation is not, and should not be considered to, constitute any offer to sell, or solicitation of an offer to buy, any securities in the Company, and no part of this Presentation forms the basis of any contract or commitment whatsoever with any person. The Company does not accept any liability to any person in relation to the distribution or possession of this Presentation from or in any jurisdiction.

Disclaimer

Whilst care has been exercised in preparing and presenting this Presentation, to the maximum extent permitted by law, the Company and its representatives make no representation, warranty or undertaking, express or implied, as to the adequacy, accuracy, completeness or reasonableness of this Presentation; accept no responsibility or liability as to the adequacy, accuracy, completeness or reasonableness of this Presentation; and accept no responsibility for any errors or omissions from this Presentation

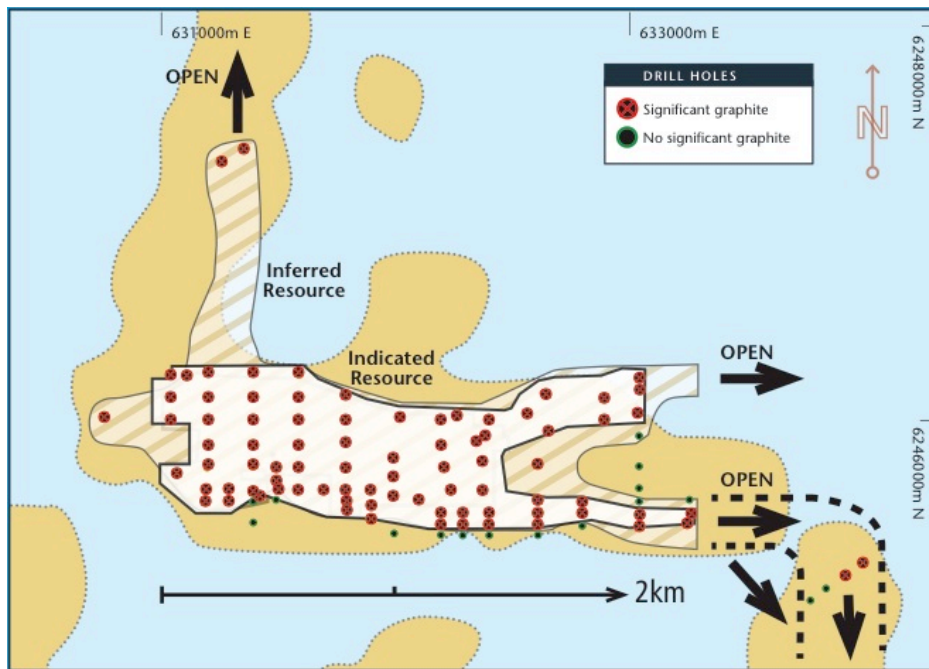
Competent Persons Statement

The results reported herein, insofar as they relate to exploration activities and exploration results, are based on information provided to and reviewed by Mr G.W. McConachy (Fellow of the Australasian Institute of Mining and Metallurgy) who is a director of the Company. Mr McConachy has sufficient experience relevant to the style of mineralisation and type of deposits being considered to qualify as a Competent Person as defined by the 2012 Edition of the Australasian Code for Reporting of Exploration Results, Mineral Resources and Ore Reserves (the JORC Code, 2012 Edition). Mr McConachy consents to the inclusion in the report of the matters based on the reviewed information in the form and context in which it appears.

The results reported herein, insofar as they relate to metallurgical test work results, are based on information provided to and reviewed by Mr Simon Hall, a Competent Person who is a Member of the Australasian Institute of Mining and Metallurgy and a consultant to the Company. Mr Hall has sufficient experience relevant to the mineralogy and type of deposit under consideration and the typical beneficiation thereof. Mr Hall consents to the inclusion in the report of the matters based on the reviewed information in the form and context in which it appears.

Appendix 1: Resource Summary

Siviour is one massive ore body, offering consistent supply of high-quality graphite.



Resource category	Mineralisation (Mt)	TGC	Contained graphite (Mt)
Indicated	51.8	8.1%	4.2
Inferred	21.8	7.6%	2.2
Total	80.6	7.9%	6.4

Reserve category	Ore (Mt)	TGC	Contained graphite (Mt)
Proven	--	--	--
Probable	45.2	7.9%	3.6
Total	45.2	7.9%	3.6



David Christensen: Managing Director

Telephone: +61 (8) 8363 6989

Email: info@renascor.com.au

Website: renascor.com.au

Office Location: 36 North Terrace, Kent Town
South Australia 5067