


Renascor Resources Limited
ASX code: RNU

A Globally Significant *Australian* Graphite Project



**Presented to the Australian Energy &
Battery Minerals Investor Conference**
Brisbane 14-15 March 2018

David Christensen, Managing Director



Important notices



Forward Looking Statements

This Presentation may include statements that could be deemed “forward-looking” statements. Although Renascor Resources Limited (the “Company”) believes the expectations expressed in such forward-looking statements are based on reasonable assumptions, such statements are not guarantees of future performance and actual results or developments may differ materially from those expected in the forward-looking statements or may not take place at all.

No Offer to Sell or Invitation to Buy

This Presentation is not, and should not be considered to, constitute any offer to sell, or solicitation of an offer to buy, any securities in the Company, and no part of this Presentation forms the basis of any contract or commitment whatsoever with any person. The Company does not accept any liability to any person in relation to the distribution or possession of this Presentation from or in any jurisdiction.

Disclaimer

The Company has exercised care in preparing and presenting this Presentation, including in obtaining information relating to project held by other entities, which the Company obtained from company reports and other publicly available sources. To the maximum extent permitted by law, the Company and its representatives make no representation, warranty or undertaking, express or implied, as to the adequacy, accuracy, completeness or reasonableness of this Presentation and the information contained herein; accept no responsibility or liability as to the adequacy, accuracy, completeness or reasonableness of this Presentation; and accept no responsibility for any errors or omissions from this Presentation.

Competent Persons Statement

The results reported herein, insofar as they relate to exploration activities and exploration results, are based on information provided to and reviewed by Mr G.W. McConachy (Fellow of the Australasian Institute of Mining and Metallurgy) who is a director of the Company. Mr McConachy has sufficient experience relevant to the style of mineralisation and type of deposits being considered to qualify as a Competent Person as defined by the 2012 Edition of the Australasian Code for Reporting of Exploration Results, Mineral Resources and Ore Reserves (the JORC Code, 2012 Edition). Mr McConachy consents to the inclusion in the report of the matters based on the reviewed information in the form and context in which it appears.

The results reported herein, insofar as they relate to metallurgical test work results, are based on information provided to and reviewed by Mr Simon Hall, a Competent Person who is a Member of the Australasian Institute of Mining and Metallurgy and a consultant to the Company. Mr Hall has sufficient experience relevant to the mineralogy and type of deposit under consideration and the typical beneficiation thereof. Mr Hall consents to the inclusion in the report of the matters based on the reviewed information in the form and context in which it appears.

Bibliography

1. Renascor ASX announcement dated 14 March 2018, “Siviour PFS and Maiden Ore Reserve”
2. Renascor ASX announcement dated 15 February 2018, “Positive Metallurgical Tests for Expandable Graphite”
3. Renascor ASX announcement dated 15 February 2018, “99.99% Spherical Graphite Produced from Siviour”
4. Renascor ASX announcement dated 8 February 2018, “Spherical Graphite Study Further Improves Siviour Economics”
5. Renascor ASX announcement dated 17 March 2017, “Siviour Now Among Ten Largest Graphite Deposits in the World”

Renascor confirms that it is not aware of any new information or data that materially affects the information included in the original market announcements and that all material assumptions and technical parameters underpinning the estimates in the relevant market announcement continue to apply and have not materially changed. Renascor confirms that the form and context in which the Competent Person’s findings are presented have not been materially modified from the original market announcement.

What sets us apart?



Siviour is unique as a Tier-1 graphite development in Australia

PFS confirms robust economics

Lowest quartile OPEX: US\$335* per tonne

NPV₁₀ (after-tax): US\$500m*

Staged development option: start-up capex of US\$29m*

High-quality graphite product

Favourable flake size distribution and high purities for lithium-ion battery and other high growth markets


30-year mine life, low-cost

Among largest reported graphite deposits in the world, with lowest quartile OPEX



*Based on Siviour Prefeasibility Study. OPEX and NPV figures refer to immediate large scale development. Staged development option refers to two-stage operation, with small-scale production for first three years before expanding to larger production in year four. See Renascor ASX announcement dated 14 March 2018.

Why graphite in Australia?



China dominates current supply, but market is restricted and unstable

Increased domestic demand

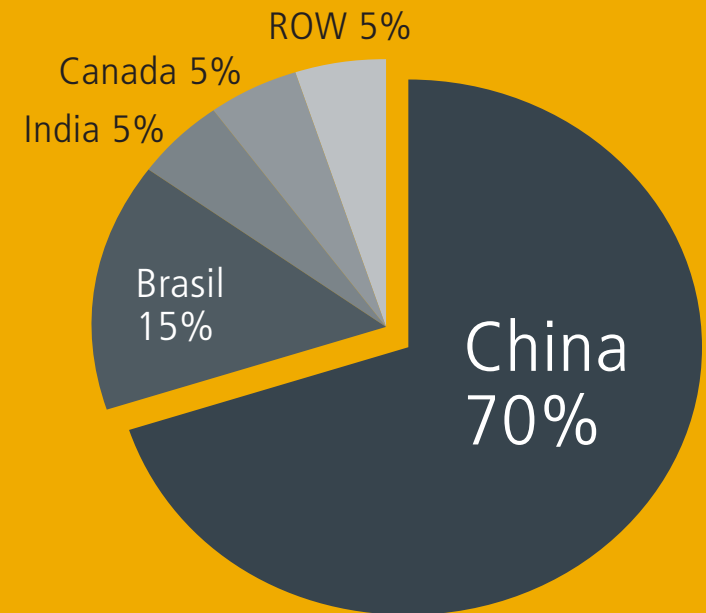
Graphite is becoming strategically important mineral due in large part to rising demand in lithium ion batteries

Supply limitations


Issues of product consistency and lack of medium and large flake

Environmental and export restrictions

New safety and environmental regulations and export restrictions have further reduced supply




Why graphite in Australia?



New potential supply has been dominated by large developments in East Africa, where sovereign risk issues must be overcome



Why graphite in Australia?



Renascor offers secure supply from Australia

Low sovereign risk jurisdiction

Secure, established regulatory framework increasingly important in graphite supply chain

Established infrastructure

Lower capital and operating costs and increased certainty of project delivery

Supportive government

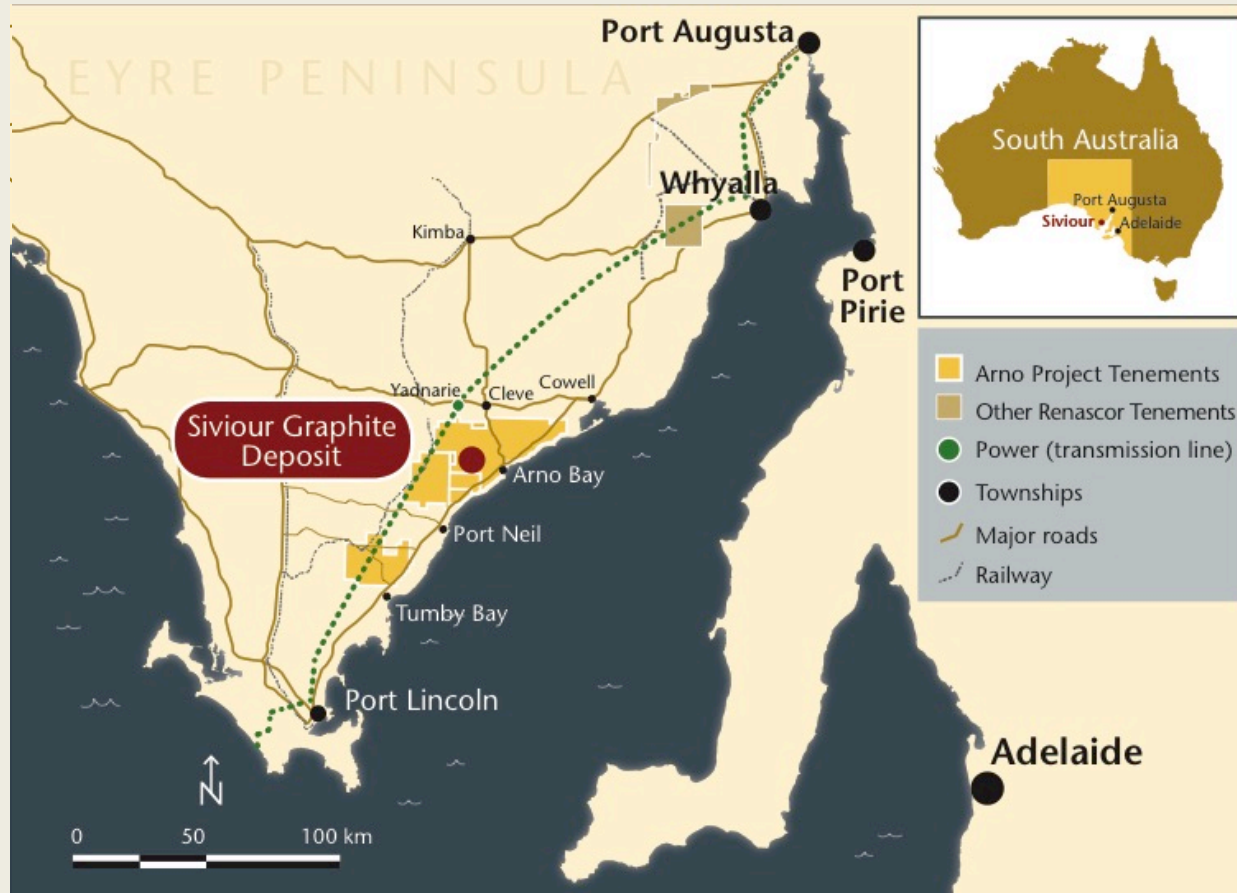
Established, mine-friendly jurisdiction that has encouraged new mine developments



Siviour – South Australia



Located centrally in an historical graphite corridor



Siviour graphite deposit,
showing location

Siviour – South Australia



Optimal location for development and production

Favourable jurisdiction

South Australia

Supportive government

Port, Road, Power, Water

Established ports

Highway - 10km

Power - on main grid

Water for Stage-1 development

Established workforce


Whyalla (23,000), Port Lincoln (15,000),
Port Augusta (13,000)

Arno Bay, Cleve, Cowell, Tumby Bay



Eyre Peninsula: established infrastructure

Globally competitive project economics



Prefeasibility study results ...

Annual production (first ten years)	142,000t
NPV ₁₀ (after tax)	US\$500m
Plant throughput	1,650,000tpa
IRR (after tax)	62%
Average feed grade (first ten years)	9.1% TGC
Cash cost per tonne	US\$335
Basket price per tonne	US\$1,056
Life of mine	30 years
Development capital	US\$99m
Payback period	1.8 years

High NPV



Low cost of production




Fast payback

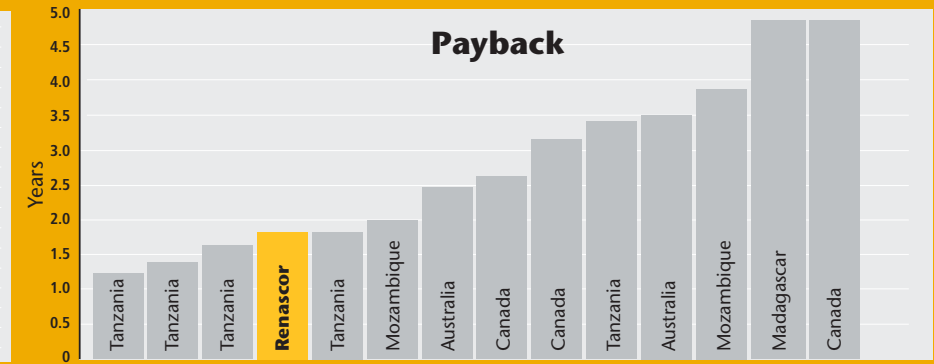
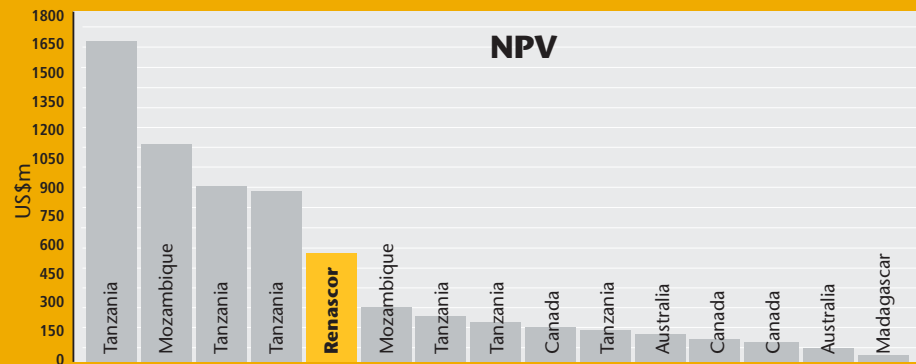
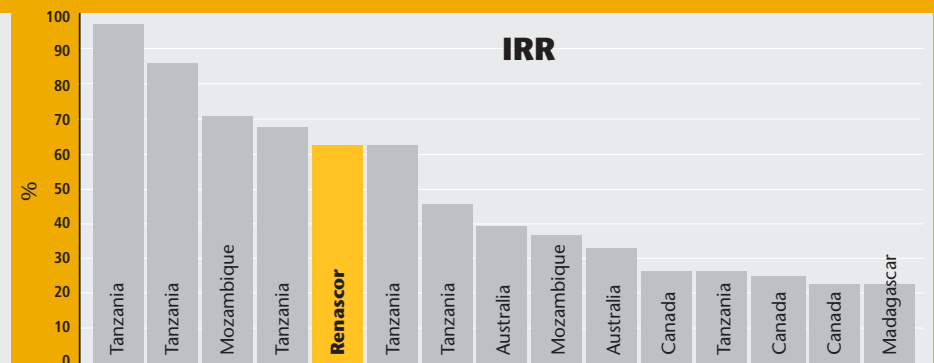
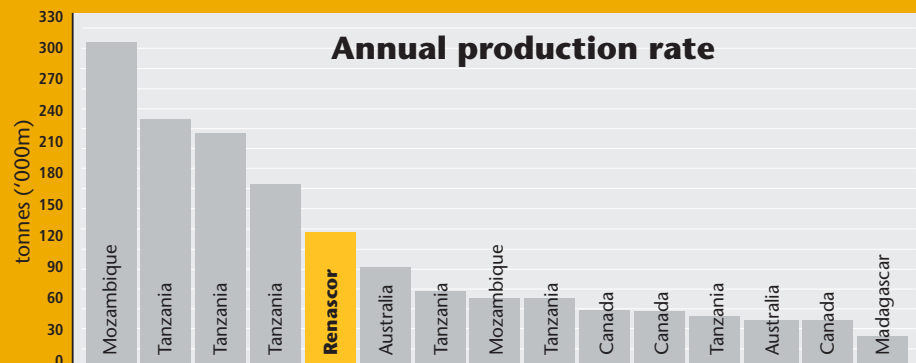


*Source: Renascor data based on Siviour Prefeasibility Study. See Renascor ASX announcement dated 14 March 2018.

Globally competitive project economics




... compare favourably to other graphite developments globally*

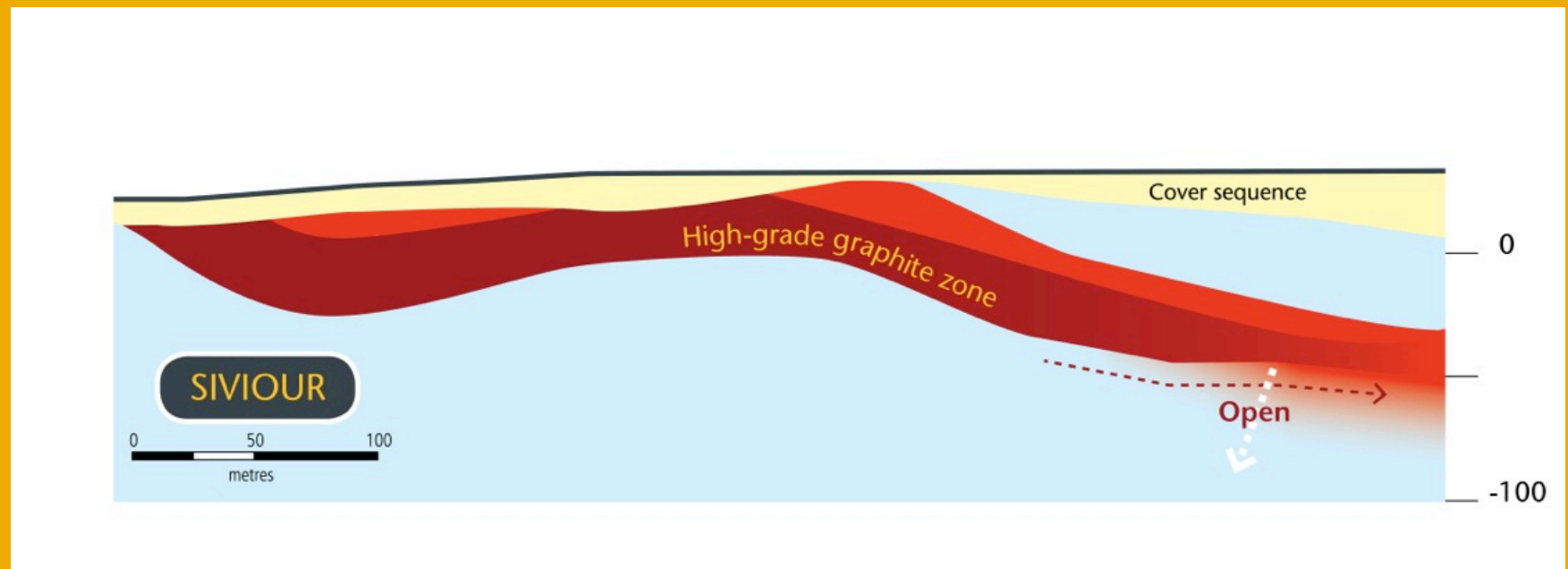


*Source: Renascor data based on Siviour Prefeasibility Study. See Renascor ASX announcement dated 14 March 2018. Other company data based on publicly available company reports (as of March 2018) of feasibility studies or 43-101 preliminary economic assessments


Project economics -- OPEX



Siviour's flat laying orientation underpins a low cost of production ...




Project economics -- OPEX



Siviour's flat laying orientation underpins a low cost of production ...



Project economics -- OPEX




Siviour's flat laying orientation underpins a low cost of production* ...

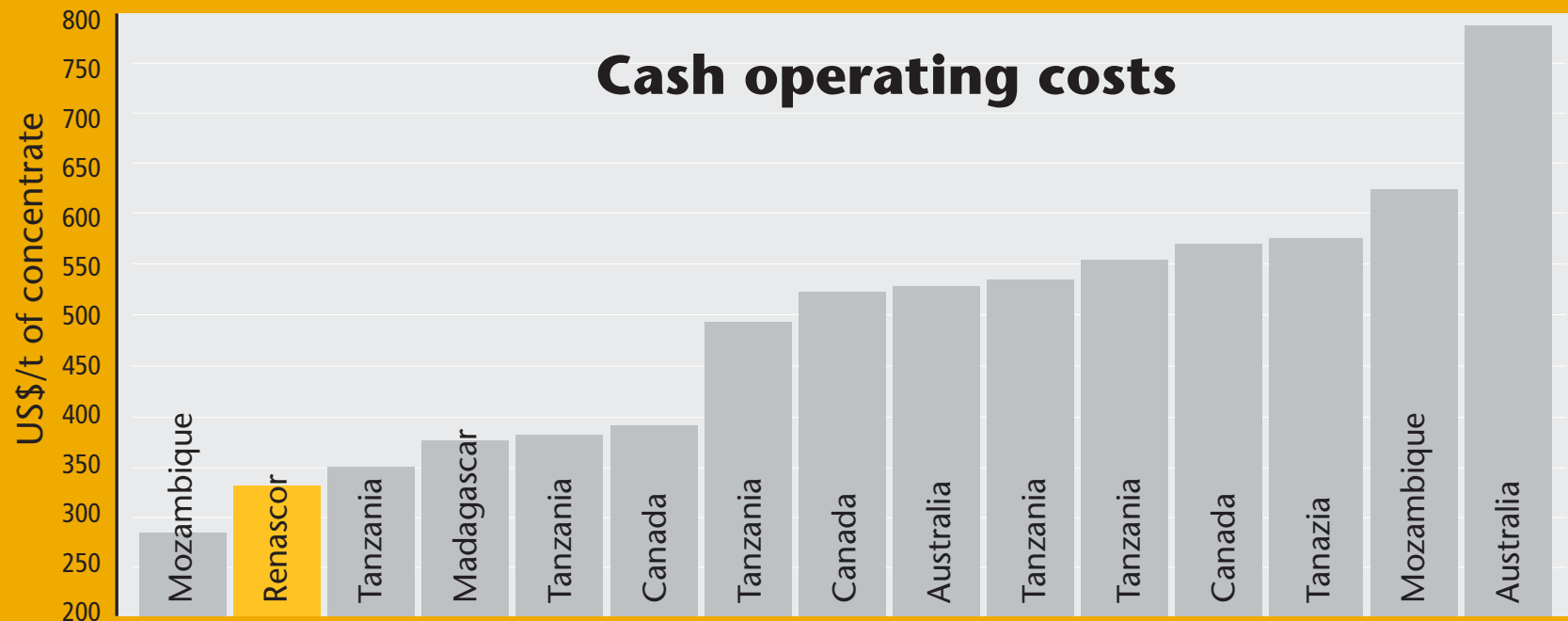
Parameter	US\$/t
Mining	\$83
Processing	US\$159
General and administration	US\$13
Product logistics	US\$80
Total	US\$335

* Data based on Siviour Prefeasibility Study. See Renascor ASX announcement dated 14 March 2018

Project economics -- OPEX




... that is among the lowest of global graphite developments*



*Source: Renascor data based on Siviour Prefeasibility Study. See Renascor ASX announcement dated 14 March 2018. Other company data based on publicly available company reports (as of March 2018) of feasibility studies or 43-101 preliminary economic assessments.

Low start-up CAPEX option



Staged-development offers low initial CAPEX pathway to production

Leverages off infrastructure advantages of coastal Australian location

Stage-1: 200,000tpa plant using existing potable water supply



Start-up CAPEX:
US\$29m

Competitive small-scale operation

Initial mining in high-grade zone at start-up production rate of 22,8000 tonnes of graphite concentrates per year



Start-up OPEX:
US\$577/t (reducing to US\$333/t in stage-two*)

Development of customer base

Establishment of customer base optimal for Siviour basket of products in stage-one...




...to support capital requirement to fund larger stage-2 operation

Source: Siviour Prefeasibility Study. See Renascor ASX announcement dated 14 March 2018.

* Stage-two start-up capital US\$91m

Low start-up CAPEX option



Staged-development offers low CAPEX pathway to large-scale production

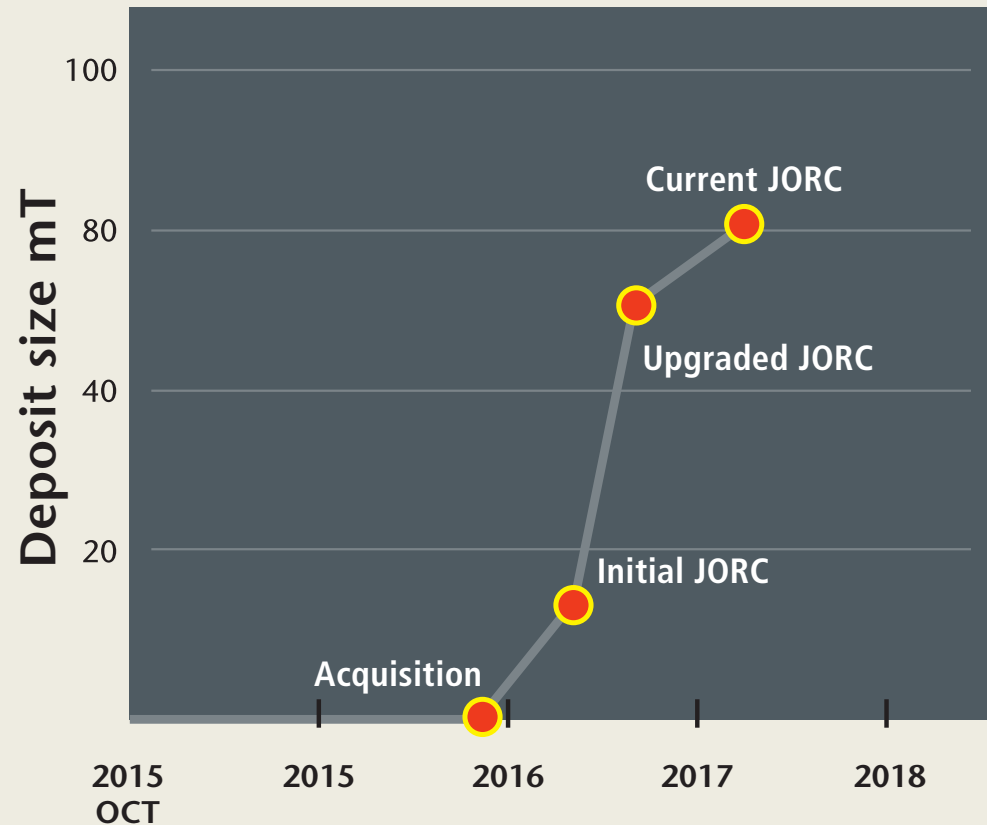
Parameter	Two-stage development		Immediate large-scale development
	Stage-one (years 1 to 3)	Stage-two (year 4 to 30)	
Annual production	22,800t	156,000t (years 4 to 13) 129,000 (LOM)	142,000t (first ten years) 117,000 (LOM)
Plant throughput	200,000tpa	1,850,000tpa	1,650,000tpa
Average feed grade	12.4% TGC	9.0% TGC (years 4 to 13) 7.6% (LOM)	9.1% TGC (first ten years) 7.5% TGC (LOM)
Cash cost per tonne	US\$577	US\$333 (LOM)	US\$335
Basket price per tonne	US\$1,056		
Life of mine	30 years		
Development capital	US\$29m	US\$91m	US\$99m
Payback period (years)	3.1	1.5	1.8
NPV ₁₀ (after tax)	US\$407m		US\$500m
IRR (after tax)	47%		62%

*Source: Siviour Prefeasibility Study. See Renascor ASX announcement dated 14 March 2018.

The Siviour graphite deposit



Siviour has rapidly transitioned from discovery to development



Acquisition:

Renascor has an option to acquire 100% of company holding Siviour after incurring \$2.5m in project expenditure

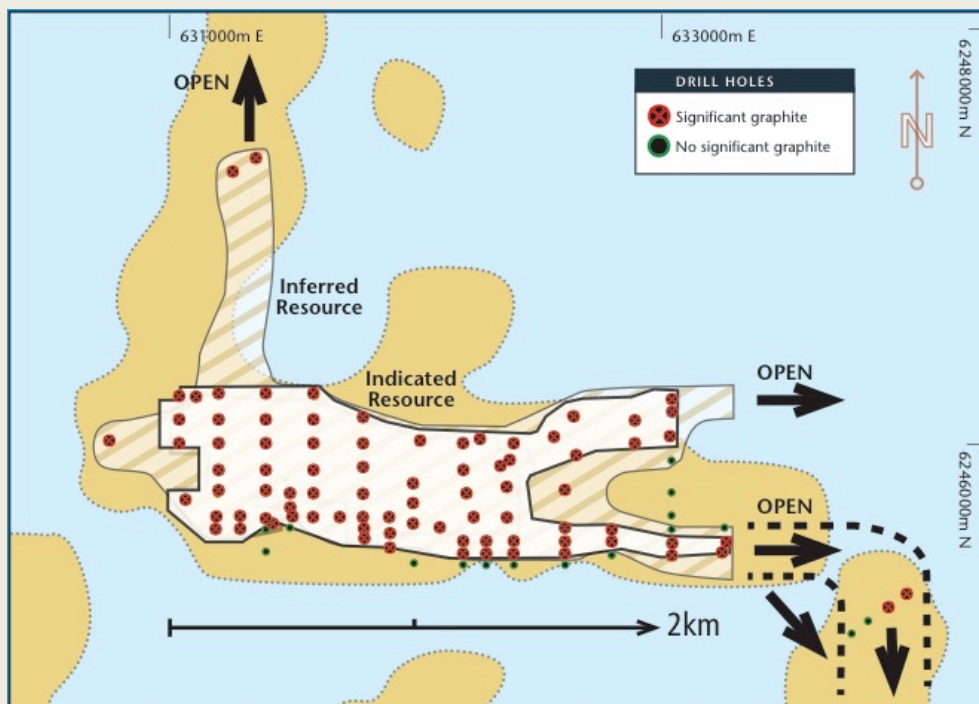
Maiden Ore Reserve (Mar 18):
45.2mT @ 7.9% TGC for 3.6mT of contained graphite*

*Source: Renascor ASX announcement dated 14 March 2018.

The Siviour graphite deposit




The Siviour Mineral Resource is already large and remains open along-strike at shallow depths



Resource category	Mineralisation (Mt)	TGC	Contained graphite (Mt)
Indicated	51.8	8.1%	4.2
Inferred	21.8	7.6%	2.2
Total	80.6	7.9%	6.4

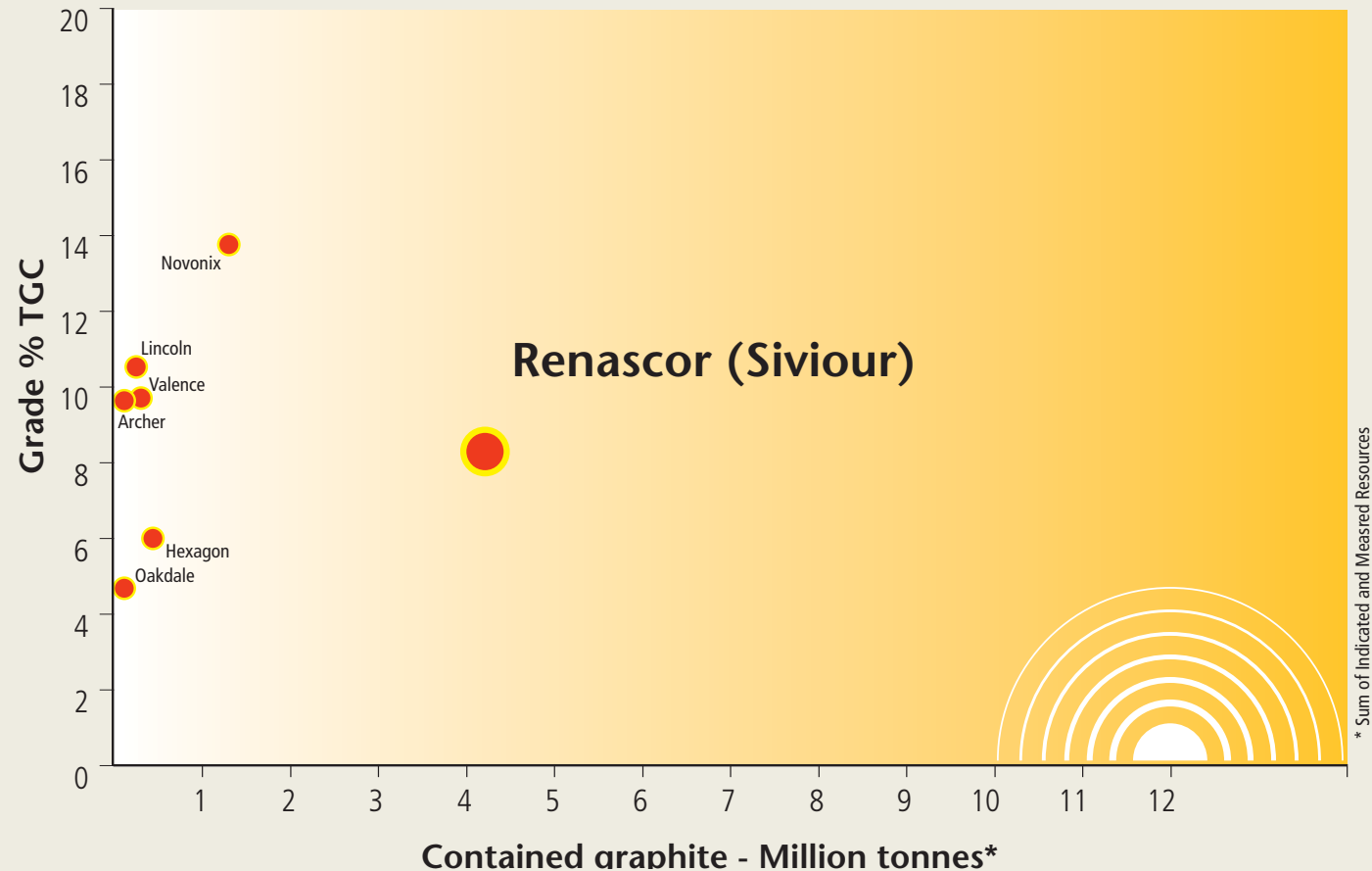
Reserve category	Ore (Mt)	TGC	Contained graphite (Mt)
Proven	--	--	--
Probable	45.2	7.9%	3.6
Total	45.2	7.9%	3.6



Siviour – large scale graphite deposit



Siviour is the largest graphite deposit in Australia ...

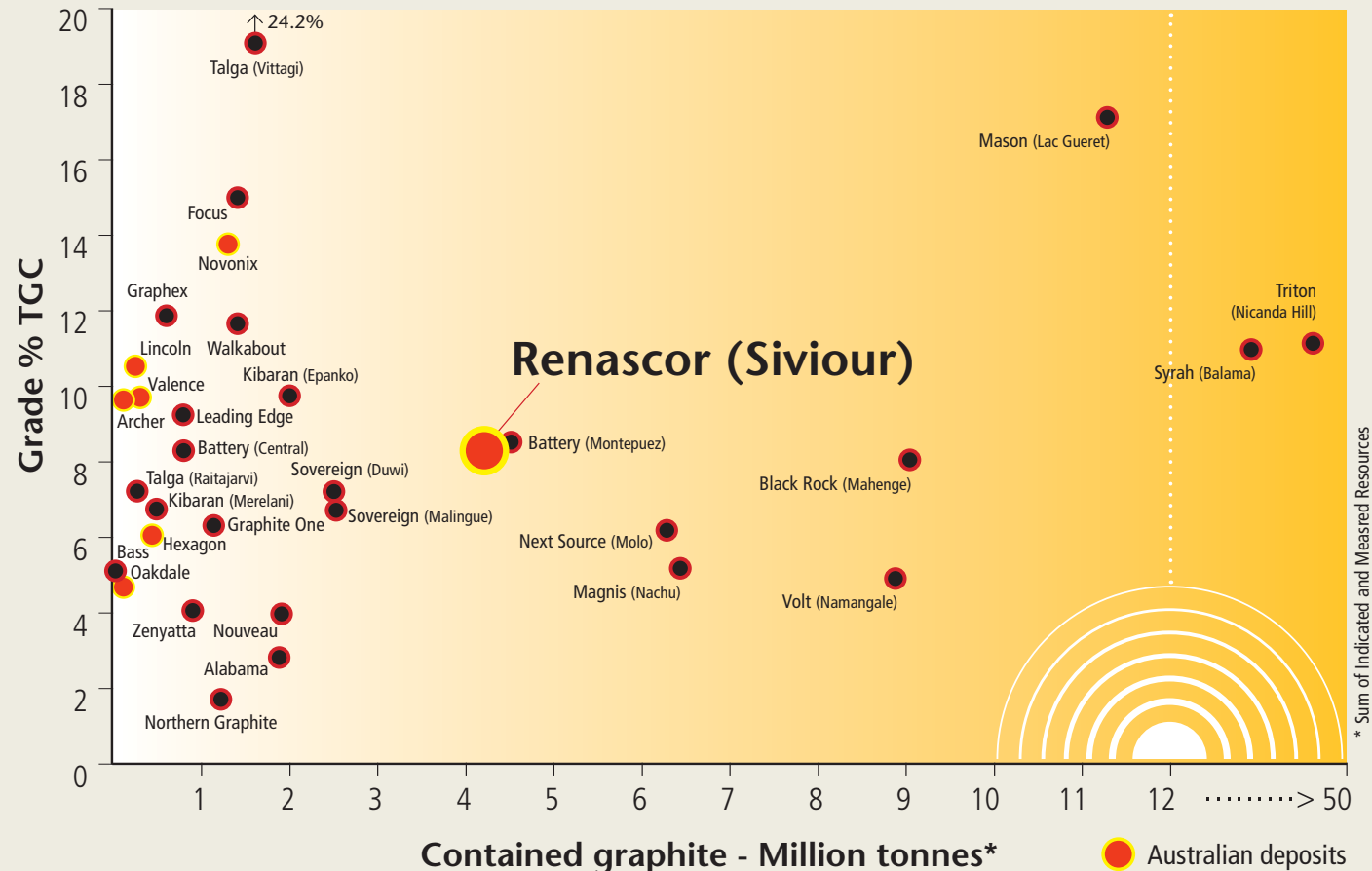


Source: Company reports on economic studies of flake graphite projects as of October 2017

Siviour – large scale graphite deposit



... and among the largest reported graphite deposits in the world ...

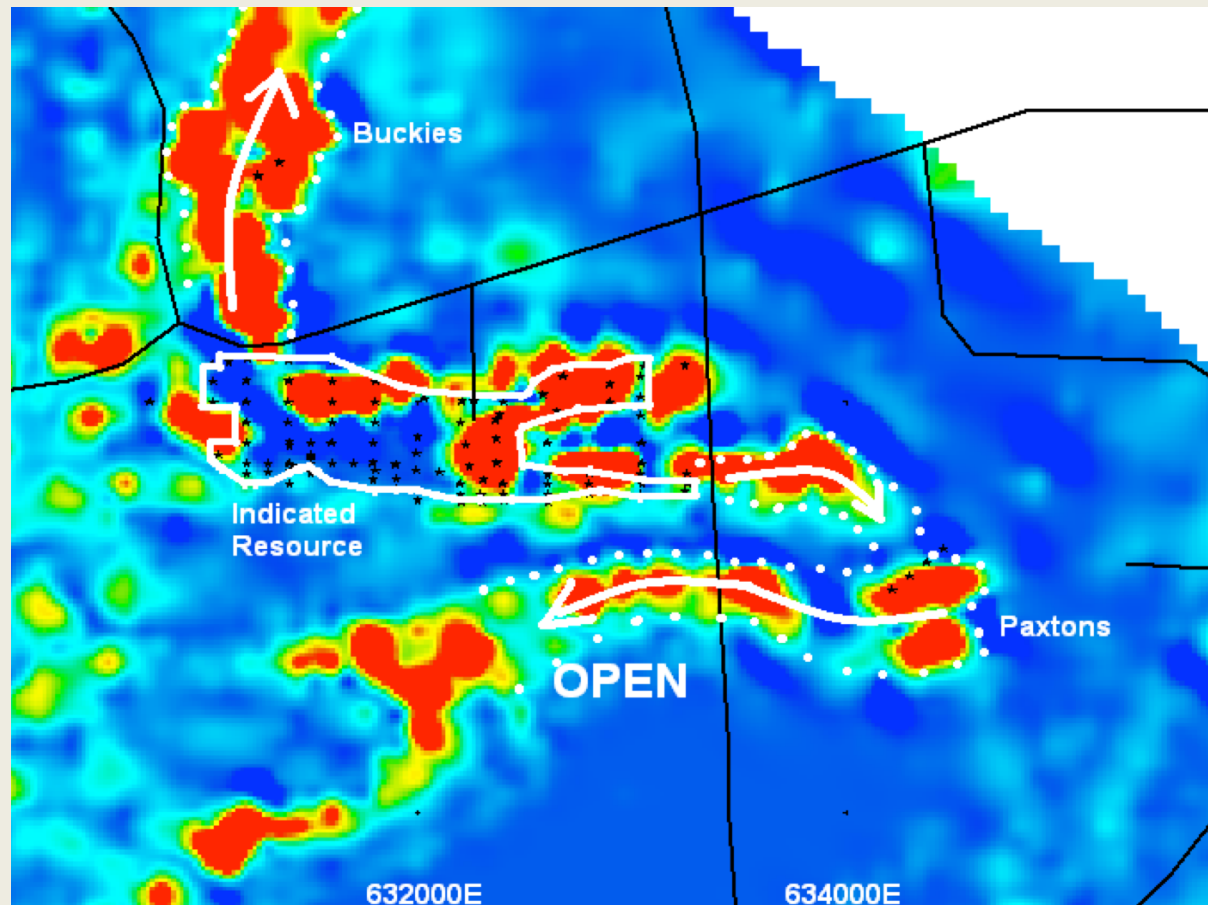


Source: Company reports as of March 2018

Siviour – large scale graphite deposit




... and offers ample scope to expand

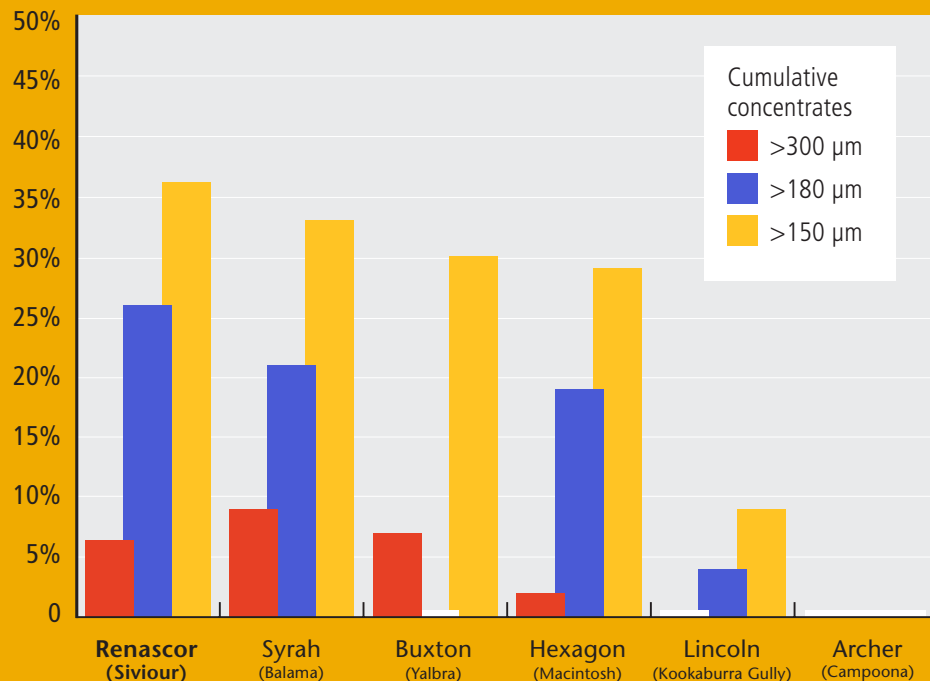


Conductivity image from AEM survey

Siviour – metallurgy




Initial metallurgical testing has established Siviour as unique in Australia ...



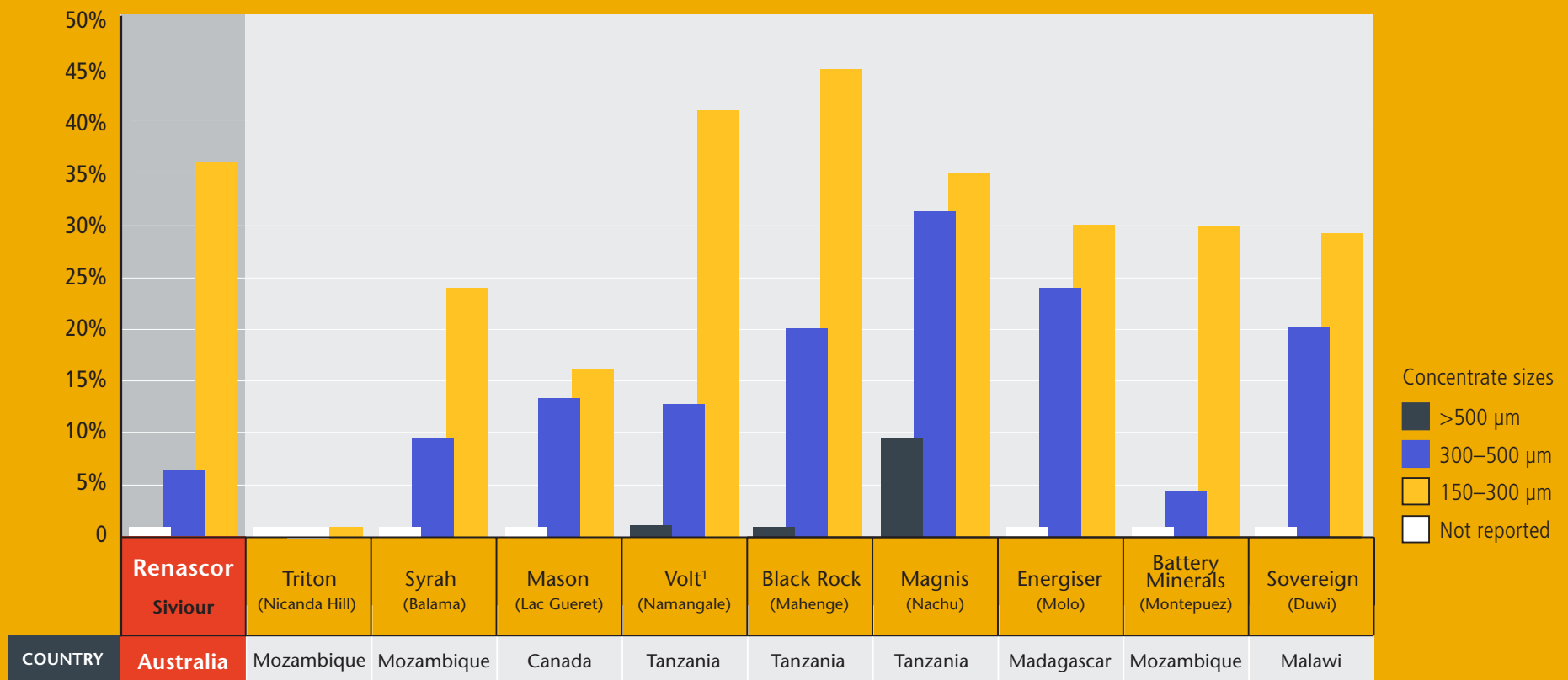
Flake category	Particle size		Purity (C)	Distribution	Annual production
	Microns (µm)	Mesh (#)			
Jumbo	>300	+48	94%	6%	8,520
Large	180 to 300	-48 to +80	96%	20%	28,400
Medium	150 to 180	-80 to +100	96%	10%	14,200
Small	75 to 150	-100 to +200	96%	43%	61,060
Fine	<75	-200	94%	21%	29,820

Source: Renascor Prefeasibility Study (Renascor ASX announcement dated 14 March 18 and company reports as of March 2018)

Siviour – metallurgy




... offering potential to produce concentrates competitive with largest graphite resources in the world ...

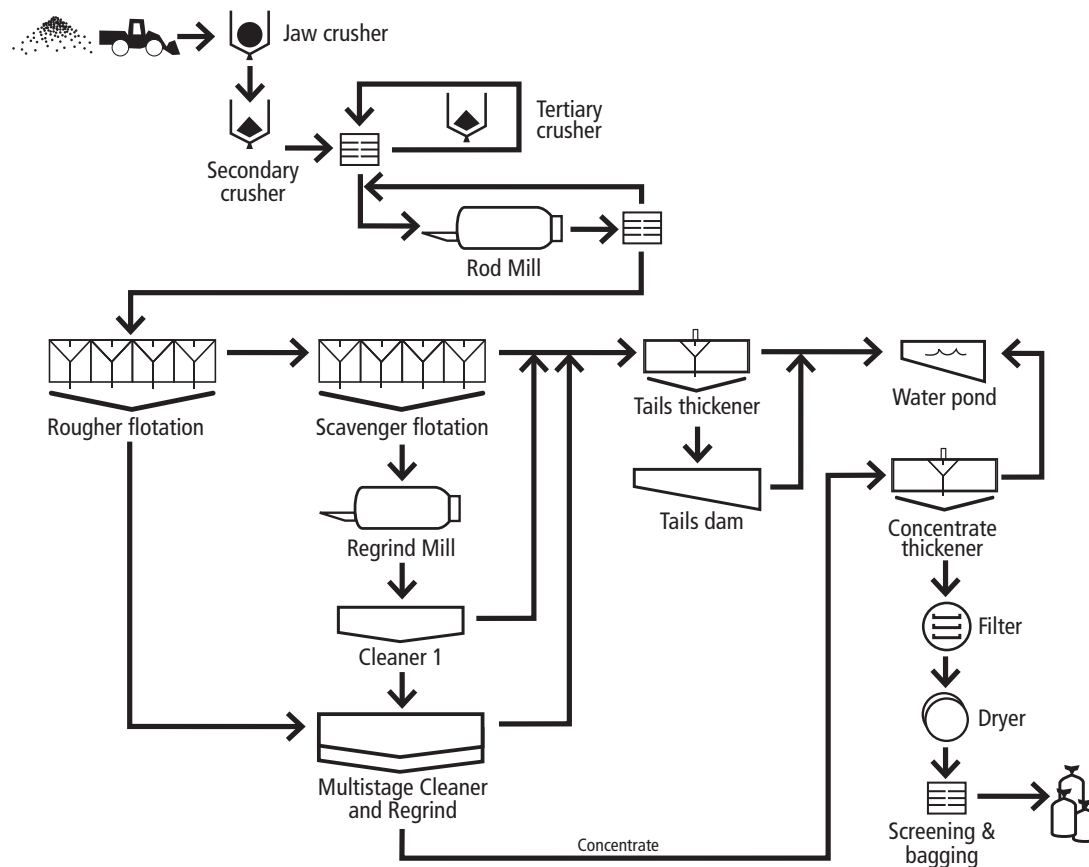


¹ Results reported for Namangale 1 (North)


Siviour – metallurgy



... with **conventional (non-chemical, non-thermal)** flowsheet



Siviour – downstream processing potential



Siviour is well-positioned to produce premium-priced, valued-added graphite products

Ultra high purity

99.99% spherical graphite suitable for use in lithium-ion battery anodes

Located proximate to modern industrial zones


Siviour's South Australian location offers easy access to established industrial centres for advanced processing

Expandable graphite

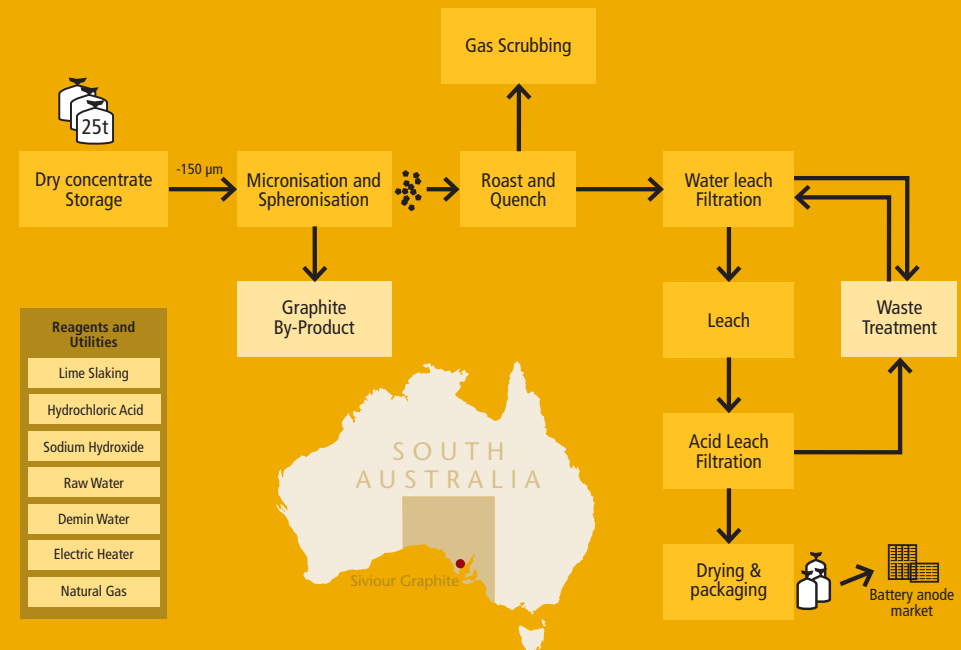
Independent tests confirm Siviour concentrates are suitable for expandable graphite in excess of standard industry expansion coefficient requirements



Siviour – Spherical scoping study results



Parameter	Spherical Graphite Scoping Study (stand-alone)	Consolidated findings (graphite concentrates and spherical graphite scoping study)
	Estimated values	
NPV ₁₀ (after tax) (life of mine)	US\$231m	US\$555m
IRR (after tax) (life of mine)	59.9%	53.5%
Start-up capital	US\$57.8m	US\$165.7m
Payback of start-up capital	1.7 years	1.9 years
Net revenue	US\$1.9b	US\$4.2b
EBITDA	US\$935m	US\$2.3b
Net profit after tax	US\$614m	US\$1.2b



Source: Siviour Spherical Scoping. See Renascor ASX announcement 8 February 2018

Renascor market information




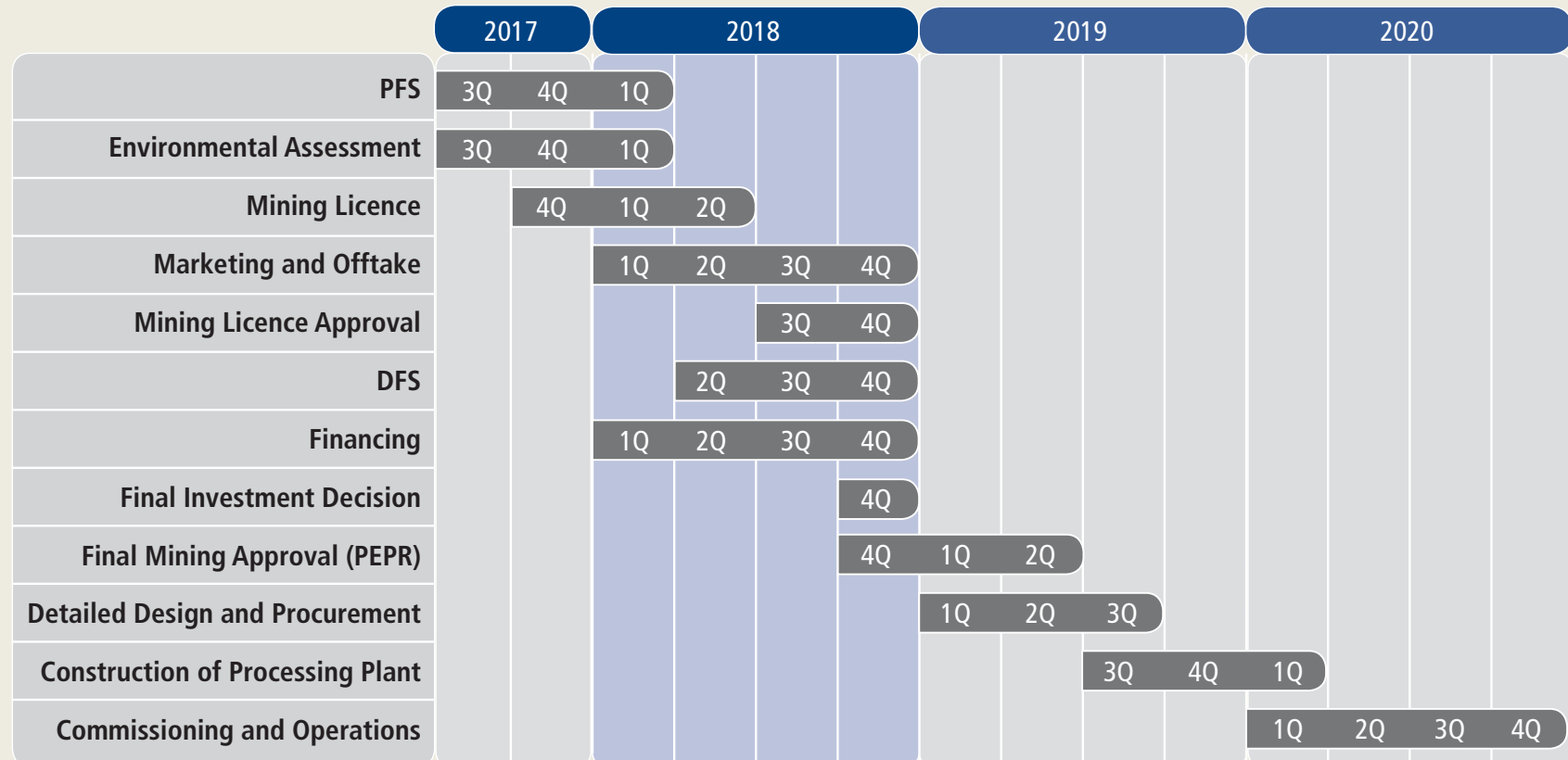
ASX code	RNU
Shares currently on issue	672m
Options	130m*
Cash (31 Dec 17)	~\$2.9m
Share price (12 Mar 18)	\$0.032
12 month range	\$0.015-\$0.051
Market cap (12 Mar 18)	\$22m
Top 20 (12 Mar18)	39%
Board shareholding (12 Mar18)	16%

Board of Directors
Richard (Dick) Keevers (Chairman)
David Christensen (MD)
Stephen Bizzell
Geoff McConachy
Chris Anderson


*15m @ \$0.05, expiring Dec 19 and 115m @ \$0.03, expiring Oct 19



Forward Plan



Conclusions



Siviour is a Tier-1 graphite project

Globally competitive project economics

Large-scale, low cost

Low CAPEX start-up option

High quality graphite concentrates

Secure supply from Australia



For further information:

David Christensen

Mobile: +61 429 643 770

david.christensen@renascor.com.au

www.renascor.com.au

ASX: RNU

